



**ACCELERATED READER**  
**Sherard Primary School Parents' Evening**  
**Information**

# What Is Accelerated Reader?

AR is a computerized learning system designed to help teachers motivate, monitor and manage student reading practice.



# How Does It Work?

1. A student selects an AR book within their reading range.
2. The student reads the book.
3. The student takes a computerised quiz that assesses their literal comprehension of the book's characters, events, and literary features.
4. The score, generated by the computer, gives the student immediate feedback.
5. Teacher monitors and intervenes.



# Determining Reading Level


- Your child will be given a computerised reading assessment known as a STAR reading test.
- The test uses multiple-choice questions that adjust depending on your child's responses.
- After completing the test, a computerised score reflecting your child's ZPD (reading range) will be generated.



# Practice at an Appropriate Level

The reading range is your child's INDEPENDENT reading level, the range in which they read best when they are alone, without needing assistance from an adult. Books within your child's reading range will contain new vocabulary that will challenge them without being frustrating.

Too Easy  
2.8




ZPD: Just Right

3.2

3.8

4.4

5.0



Too Hard  
5.4





# Accelerated Reader



- Pupils select books appropriate for their individual reading level and interests (using ZPD from STAR Test)
- Books are labeled in the following ways to help guide choices:
- **Book Level:** The difficulty of text (0.5 - 13.5) Pupils are recommended to read from the beginning of their ZPD
- **Interest Level:** Relates to the content and appropriateness Lower, Middle and Upper Years
- **Points:** Refers to length and the number of words within a book



Quiz No 200005  
Charlie and the Chocolate Factory

Dahl, Roald

BL: 4.8

Points: 5.0

MY

Accelerated Reader Book Level Guide	
	0.0 - 1.9
	2.0 - 2.9
	3.0 - 3.9
	4.0 - 4.9
	5.0 - 5.9
	6.0 +

The content of a book is not taken into consideration when determining a book's reading level. Just because a book is within your child's reading range doesn't mean they SHOULD read it. Your child is encouraged to evaluate a book to determine if the content of the book interests them (and/or is appropriate). By selecting a book that peaks their interest, they are more likely to be successful and comprehend more of what they are reading.



# Is it OK for my child to read outside of their reading level?

---

- Yes – this is fine. However, just because a child can read the words in a book does not mean the content is appropriate.
- However, if there is a book that is not on the Accelerated Reader system or there is a book that sits outside their ZPD range and they would really like to read it, they can! We suggest that they read it as well as a book within their ZPD range.



# Taking an AR Quiz

- A student selects the Accelerated Reader icon from the school's computer.
- The student must know his user name and password. These are provided by his teacher.
- The student must take the quiz by himself. Because AR allows teachers to view how well a student reads INDEPENDENTLY, parents are not allowed to assist their child during the taking of a quiz.
- Each quiz is written at the same level as the book.



Your child will be given time in class to practice silent, independent reading, during which time their teacher will have mini conferences with students to discuss their progress.

Your child's teacher will monitor the reading logs regularly.




# Assessment

---

A 'book level' or 'reading age' does not enable an accurate assessment of reading to be made alone. Through reading sessions and more formal assessments, the teacher will assess children's ability:

- to decode print (to know what a words say)
- to understand what they have read (to know what the words mean) e.g. to make predictions about a story, to ask and answer questions about what has been read, to discuss words and phrases that engage the reader

AR provides an additional **tool** for the teacher to use in informing this judgement.

- 
- A silver metal spiral binding is visible on the left side of the page, looping through a series of holes in the paper.
- According to Renaissance Learning's research, children who read at least 20 minutes a day with a 90% comprehension rate on AR quizzes see the greatest gains.
  - Therefore, your child should have at least 20 minutes set aside for reading during day.

# How you can help your child to become a better reader

---

- Encourage your child to read at home.
- Create a culture of reading in your household by reading with your child, starting a home library, visiting your local library or bookshop on a regular basis and by letting your child see you reading.
- When reading with your child stop and ask questions to be sure your child comprehends what they have read and in general make a habit of discussing books that each of you has read.